
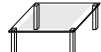






Ashanti

The Ashanti living and dining range is an sophisticated combination of clear and frosted glass surfaces with chocolate timber legs. Elegantly finished with metal corner pieces.



dimensions (mm)

	1900(L) x 1000(W) x 760(H)
	1500(L) x 1500(W) x 760(H)
	700(L) x 700(W) x 500(H)
	1400(L) x 800(W) x 400(H)
	1100(L) x 1100(W) x 400(H)
	1450(L) x 450(W) x 750(H)

configurations

Rectangular dining table
Square dining table
Lamp table
Rectangular coffee table
Square coffee table
Sofa table

warranty

12 month standard manufacturer's structural warranty against defects in materials & workmanship under normal household use & conditions.
This warranty does NOT include coverage for damages due to normal wear & tear & is for domestic use only.

construction

material	Tempered glass
legs	Timber

assembly

Legs require self assembly on all items

country of origin

People's Republic of China

care instructions

Apply propriety cleaning agents strictly according to instructions.



By Design Pty Ltd. | ABN: 54 527 760 665
Auburn Ph: (02) 9648 4922 | Fax: (02) 9748 6745
Artarmon Ph: (02) 8019 6849 | Fax: (02) 8019 6854

www.bydesign.com.au